

**01204528**

**QUEUEING THEORY AND  
APPLICATIONS IN NETWORKS**

**Assoc. Prof. Anan Phonphoem, Ph.D. (รศ.ดร. อนันต์ พลเพิ่ม)**  
**Computer Engineering Department, Kasetsart University**

# Outline

2

- Overview
- Queueing system
- Queueing process characteristics
- Notation
- Basic queueing system

# Queue in real life situation

3

- Wait for buying lunch
- Wait for taking a ride in Disney World
- Wait for withdraw money from ATM
- Wait for a green light
- Wait for Bug 1113 to pick up our call
- Etc.



<http://michael.toren.net/>

# Who like to wait?

4

- Customer does not
- Entrepreneur does not like it either
  - Cost more money
  - Cost more space for waiting
  - Customers loss
  - Unhappy customers



<http://www.ac-nancy-metz.fr/enseignement/anglais/Henry/transport.htm>

# So, why waiting?

5

- Demand  $>$  Service availability
- Why service is not enough?
  - Not economics
  - No space
  - Unpredictable arrival
  - Slow servers
  - HOL (Head of line) blocking

# Still Waiting ...

6

- Interesting questions for customers
  - How long do I need to wait?
  - How many people are now in the line?
  - When should I come to get serve faster?

# Still Waiting ...

7

- Interesting questions for service provider
  - How big is the waiting area?
  - How many customers leave?
  - Should we add some more tellers?
  - Should the system form 1 or many queues?
  - Should the system provide a fast lane?



<http://gotoknow.org/file/lilygroup/thinkingshi.jpg>

# Here comes ...Queueing Theory

8

- Describe the queue phenomena
  - Waiting and serving
- Model the system mathematically
- Try to answer those questions



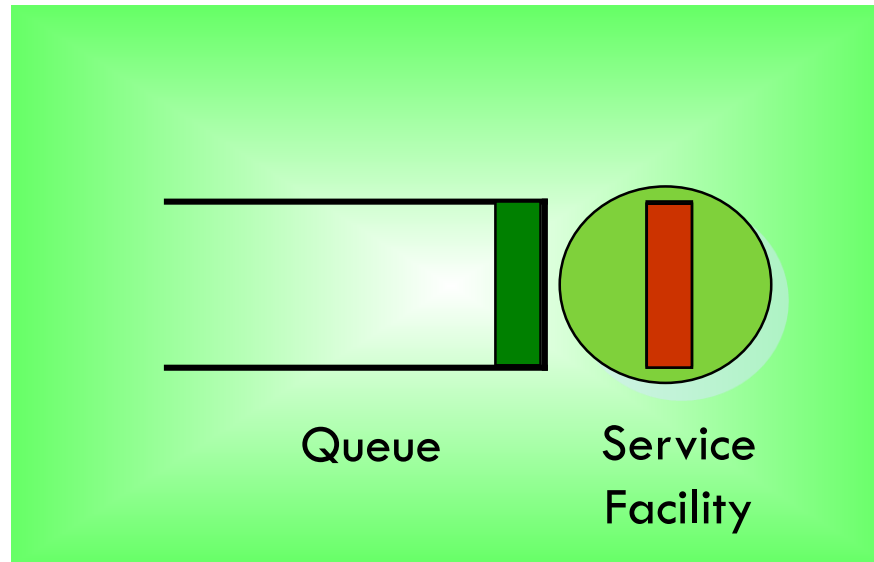

# Queueing System

9

- Arriving for service
- Waiting for service
- Getting serve
- Leaving the system

# General queueing system

10



**Queueing System**

# Queueing process characteristics

11

- Arrival pattern
- Service pattern
- Queue discipline
- System capacity
- Number of service channels
- Number of service stages

# Arrival pattern

12

- Stochastic
  - Probability distribution
  - Single or batch arrival
- Behavior of customer
  - Patient customer
    - Wait forever
  - Impatient customer
    - Wait for a period and decide to leave
    - See the long line and decide not to join
    - Change the waiting line

# Arrival pattern

13

- Is it time dependent?
  - Stationary arrival pattern  
(time independent – probability distribution)
  - Non-stationary arrival pattern

# Service pattern

14

- Distribution for service time
- Single or batch (parallel machine) service
- Service process depends on number of customers waiting (state dependent)
- Very fast service → still have a line?
  - Depends also on the arrival
  - May assume mutually independent

# Queue discipline

15

- Manner of customers to get serve
- First come, first serve
- Last come, first serve
- Random serve
- Priority serve
  - Preemptive
  - Nonpreemptive

# System capacity

16

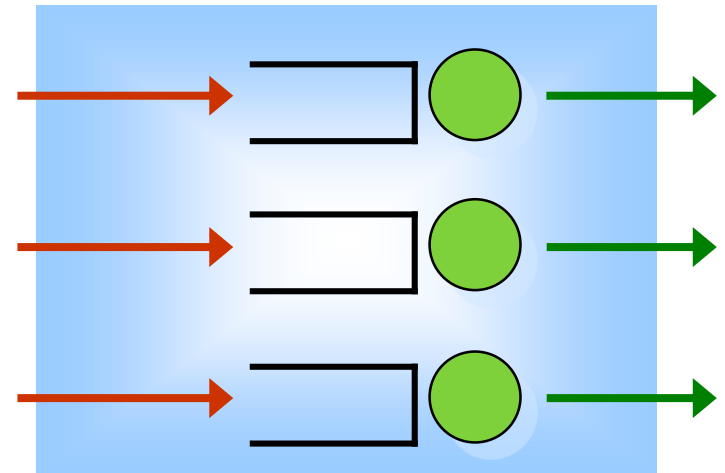
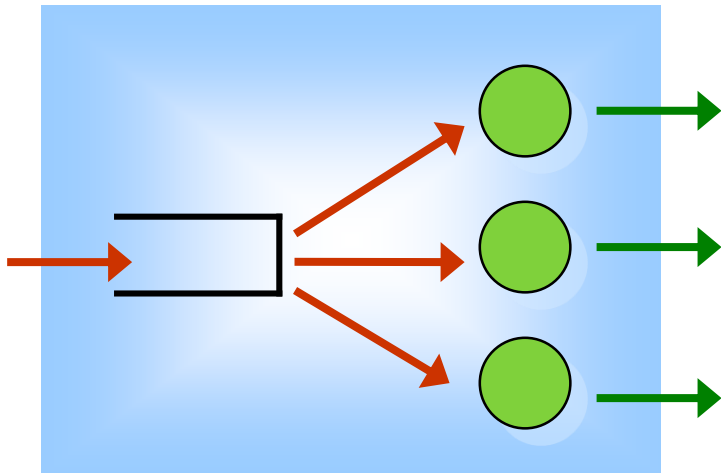
- Finite capacity
  - Maximum system size
- Infinite capacity



# Number of service channels

17

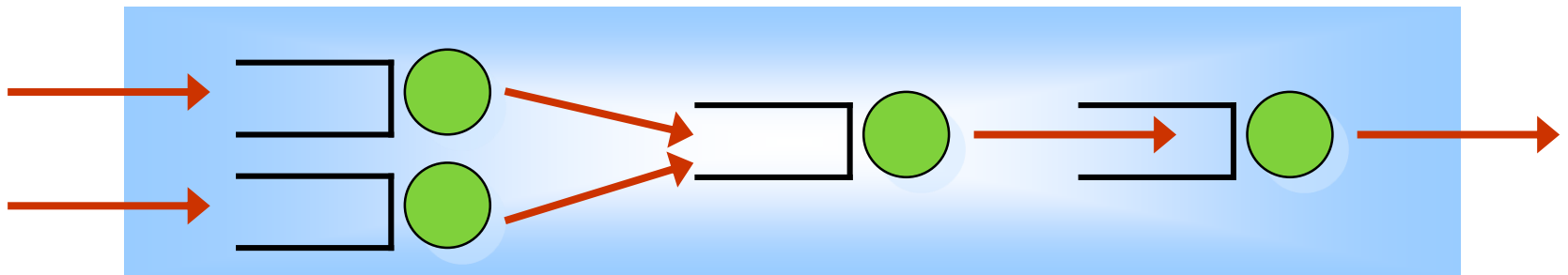
- Multiserver queueing system
  - Single line service
  - Multiple line service



# Stages of service

18

- Single stage
- Multiple stages
  - Without feedback (Entrance Exam)
  - With feedback (Manufacturing)



# Queueing Notation

19

- Kendall's notation (1953)

**A / B / X / Y / Z**


**A** : Interarrival-time distribution

**B** : Service time distribution

**X** : # of parallel service channels

**Y** : System capacity

**Z** : Queue discipline



Prof. David George Kendall (1918-2007)  
<http://www.statslab.cam.ac.uk/kendall/index.html>

# Queueing Notation $A/B/X/Y/Z$

20

Characteristics	Symbol	Explanation
<b>A &amp; B</b> (Interarrival / Service Time)	M D $E_k$ G	Exponential (Memory less) Deterministic Erlang General
<b>X</b> (# Servers)	$1, 2, \dots, \infty$	
<b>Y</b> (Capacity)	$1, 2, \dots, \infty$	
<b>Z</b> (Q discipline)	FCFS, PR	

# Queueing Notation $A/B/X/Y/Z$

21

- $M/M/3/\infty/FCFS$ 
  - Exponential interarrival time
  - Exponential service time
  - 3 parallel servers
  - Unlimited space
  - First-come first-serve queue discipline

# Queueing Notation $A/B/X/Y/Z$

22

- $M/D/1$ 
  - Exponential interarrival time
  - Deterministic service time
  - 1 server
  - (default) Unlimited space
  - (default) FCFS queue discipline

# Queueing Notation $A/B/X/Y/Z$

23

- $M/M/1$
- $M/M/c/k$
- $M/M/\infty$
- $E_k/M/1$
- $M/G/1$
- $G/M/m$
- $G/G/1$

# Basic queueing system

24

- $G/G/m$ 
  - Interarrival time with distribution  $A(t)$
  - Service time with distribution  $B(x)$
  - $m$  servers
- $C_n$ : The  $n^{\text{th}}$  customer enters system



# Basic queueing system

25

- $\tau_n$ : arrival time for  $C_n$
- $t_n$ : Interarrival time ( $\tau_n - \tau_{n-1}$ )
- $x_n$ : service time for  $C_n$

$$P[ t_n \leq t ] = A(t)$$

$$P[ x_n \leq x ] = B(x)$$

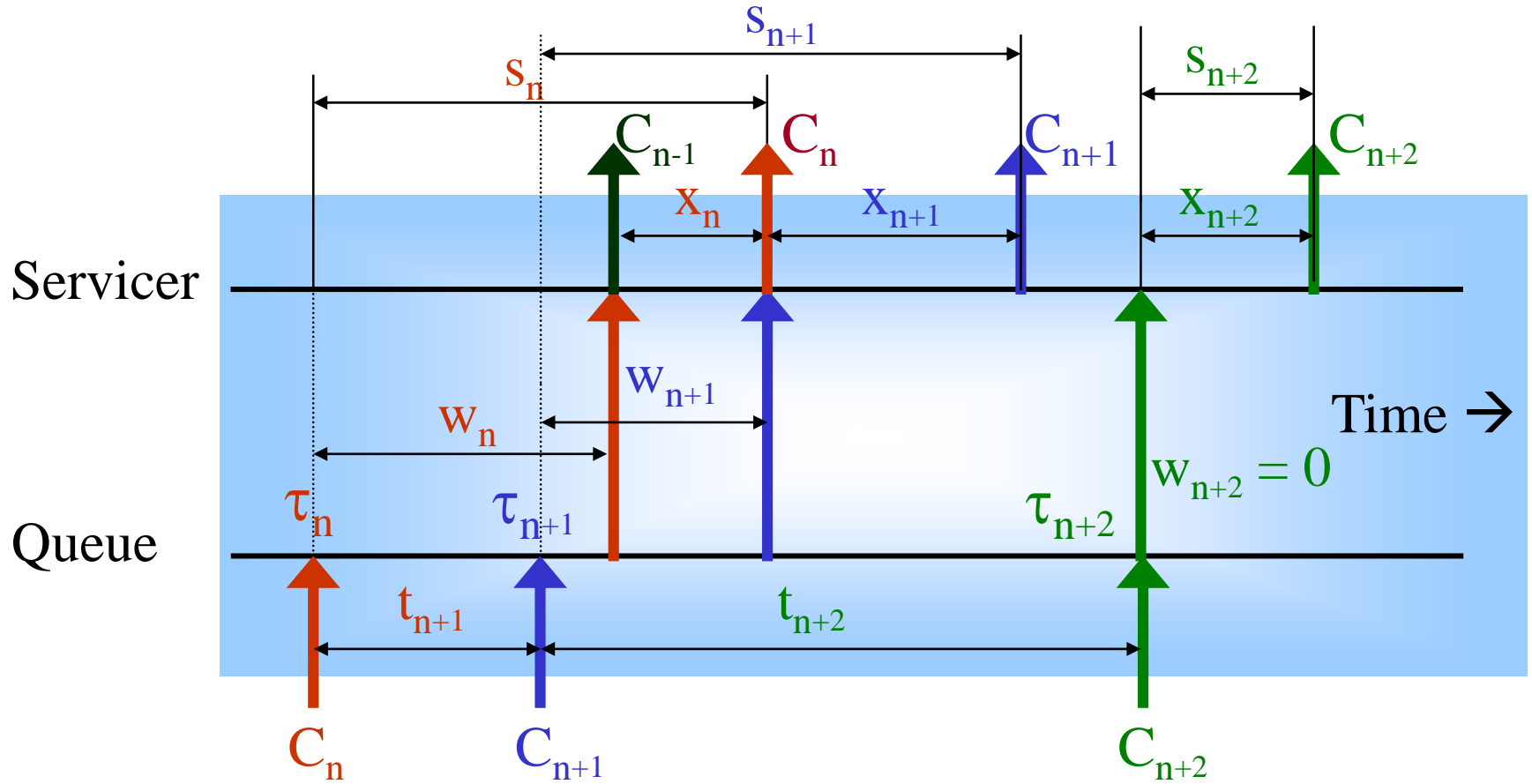
# Basic queueing system

26

- $w_n$ : waiting time in queue for  $C_n$
- $s_n$ : system time for  $C_n \rightarrow (w_n + x_n)$
- $\lambda$ : average arrival rate
- $\mu$ : average service rate
- $\tilde{t} = \lim_{n \rightarrow \infty} t_n = \frac{1}{\lambda}$
- $\tilde{x} = \lim_{x \rightarrow \infty} x_n = \frac{1}{\mu}$

# Time diagram notation

27



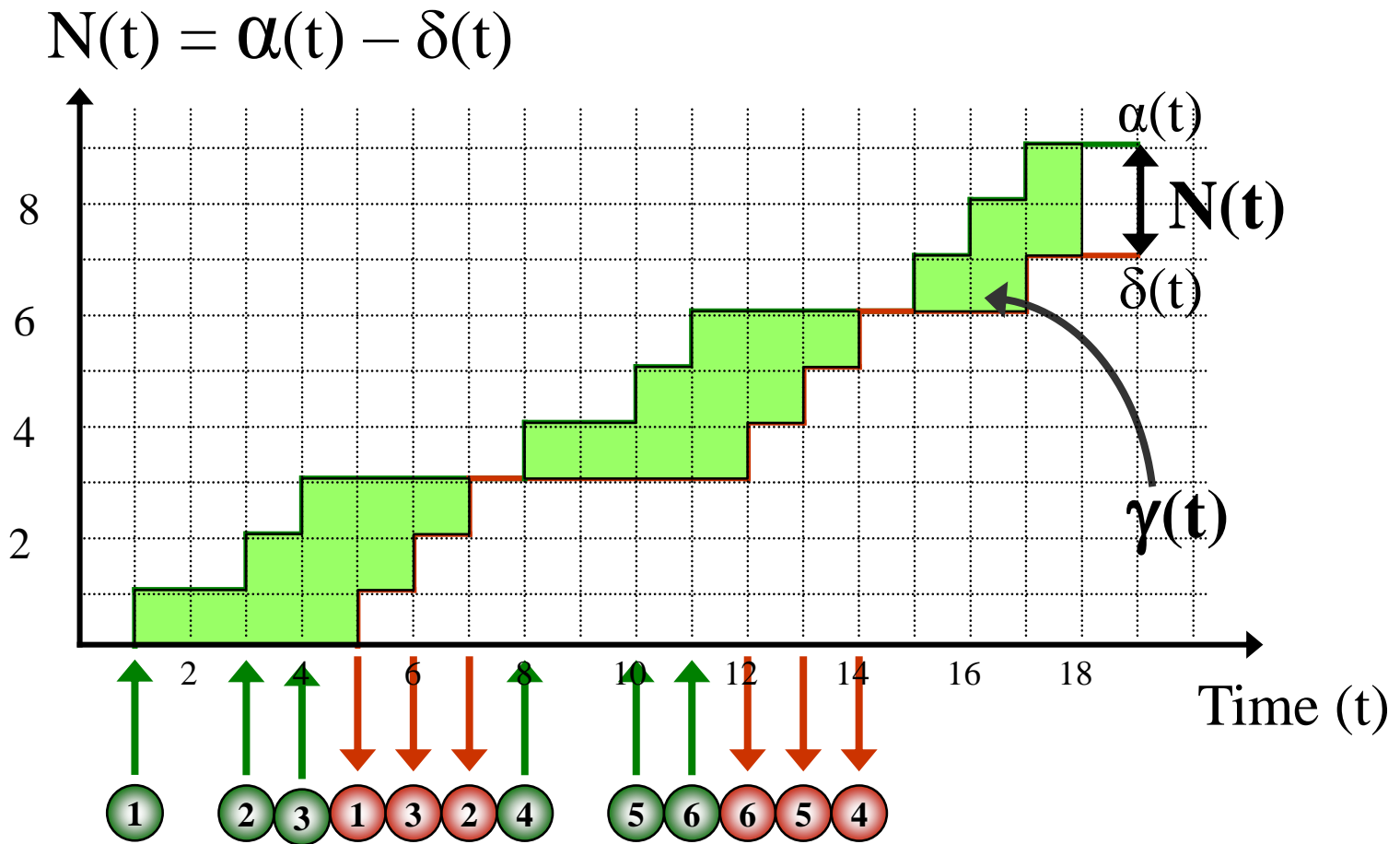
# Basic queueing system

28

- $N(t)$ : # of customers in the system @time  $t$
- $U(t)$ : Unfinished work @time  $t$ 
  - $U(t) = 0 \quad \rightarrow$  System idle
  - $U(t) > 0 \quad \rightarrow$  System busy
- $\alpha(t)$ : # of arrivals in  $(0,t)$
- $\delta(t)$ : # of departures in  $(0,t)$

# Basic queueing system

29



# Basic queueing system

30

- $\lambda_t$  : arrival rate
- $\lambda_t = \frac{\alpha(t)}{t} = \# \text{ of arrival} / \text{time}$
- $\gamma(t)$  : total time all customers spent in the system  
(customer-seconds)
- $T_t = \frac{\gamma(t)}{\alpha(t)} = \text{system time} / \text{customer}$

# Basic queueing system

31

- $\bar{N}_t = \frac{\gamma(t)}{t} = \text{avg. \# customers in system}$

$$= \frac{\alpha(t)}{t} \frac{\gamma(t)}{\alpha(t)}$$

$$= \lambda_t T_t$$

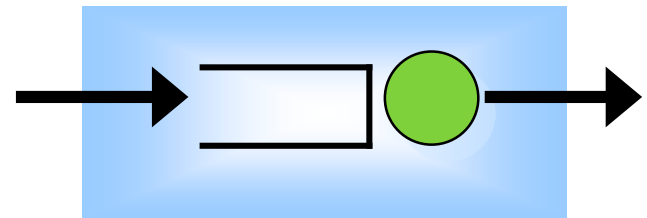
- As  $t \rightarrow \infty$ 
  - $\lim_{t \rightarrow \infty} \lambda_t \rightarrow \lambda$
  - $\lim_{t \rightarrow \infty} T_t \rightarrow T$

$$\bar{N} = \lambda T$$

# Little's Result

32

$$\bar{N} = \lambda T$$



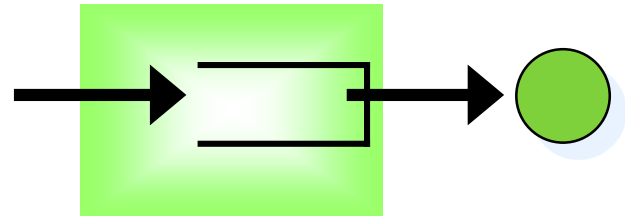
“The *average number of customers* in a queueing system is equal to the **arrival rate of customers** to that system, times the **average time spent in the system**”



# Little's Result

33

$$\bar{N}_q = \lambda W$$

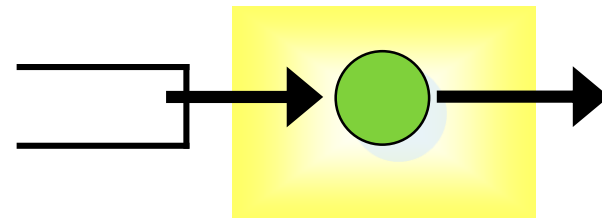


- $\bar{N}_q$  : avg.# of customers in queue
- $\lambda$  : arrival rate
- $W$  : avg. time spent in the queue

# Little's Result

34

$$\bar{N}_s = \lambda \bar{X}$$



- $\bar{N}_s$  : avg.# customers in service fac.
- $\lambda$  : arrival rate
- $\bar{X}$  : avg. time spent in the service fac.

# Basic queueing system

35

- $T = W + \bar{X}$
- $\rho$  : Utilization factor  
: rate of work / rate of max. capacity
- $\rho = \lambda \bar{X}$  ; for a single server
- $\rho = \frac{\lambda \bar{X}}{m}$  ; for m servers
- for G/G/1 to be stable:  $0 \leq \rho < 1$